

Committee for the Common Organisation of Agricultural Markets

28 May 2020

POINT 2.1 B

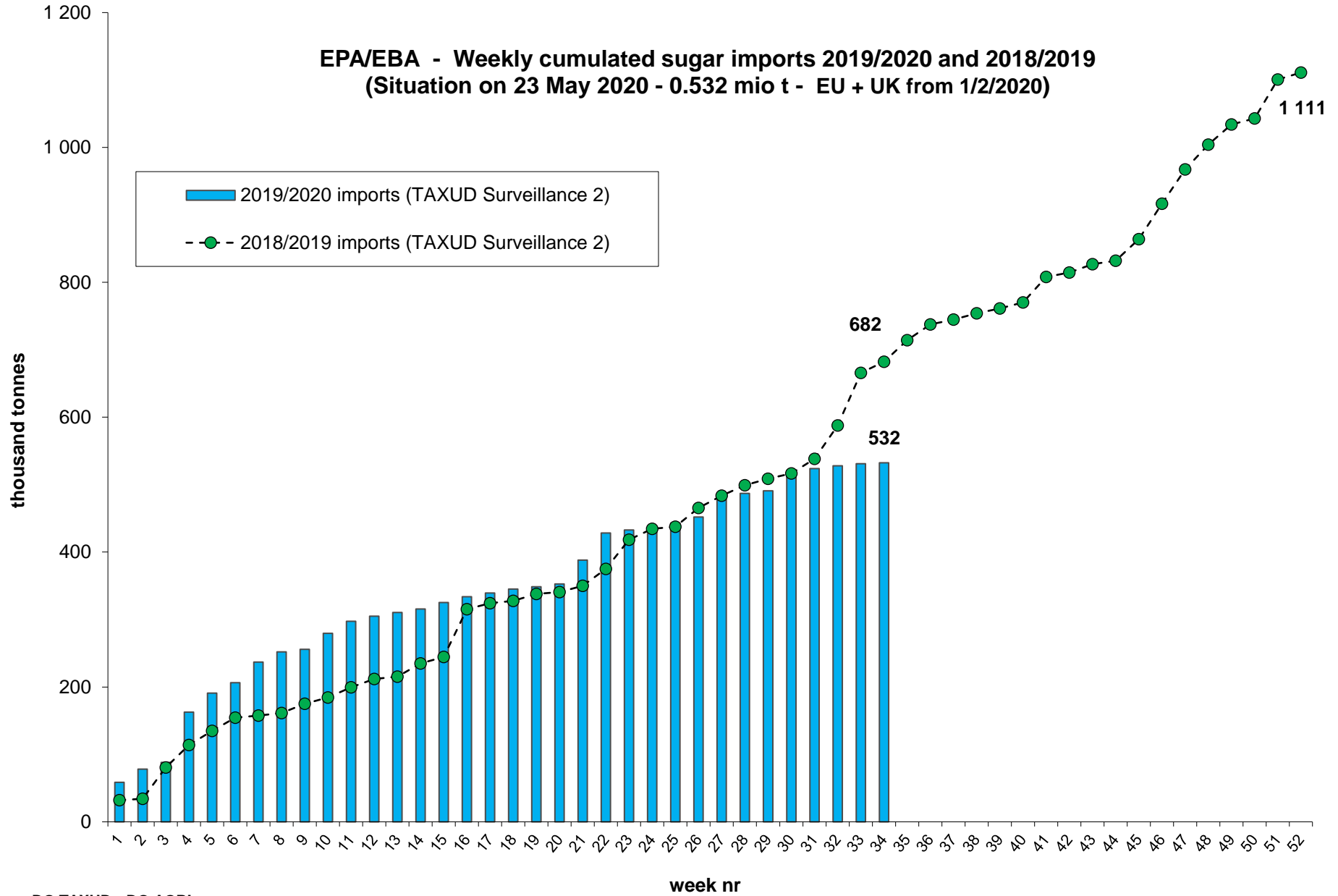
Member States communications

A) Preferential imports

B) Stocks

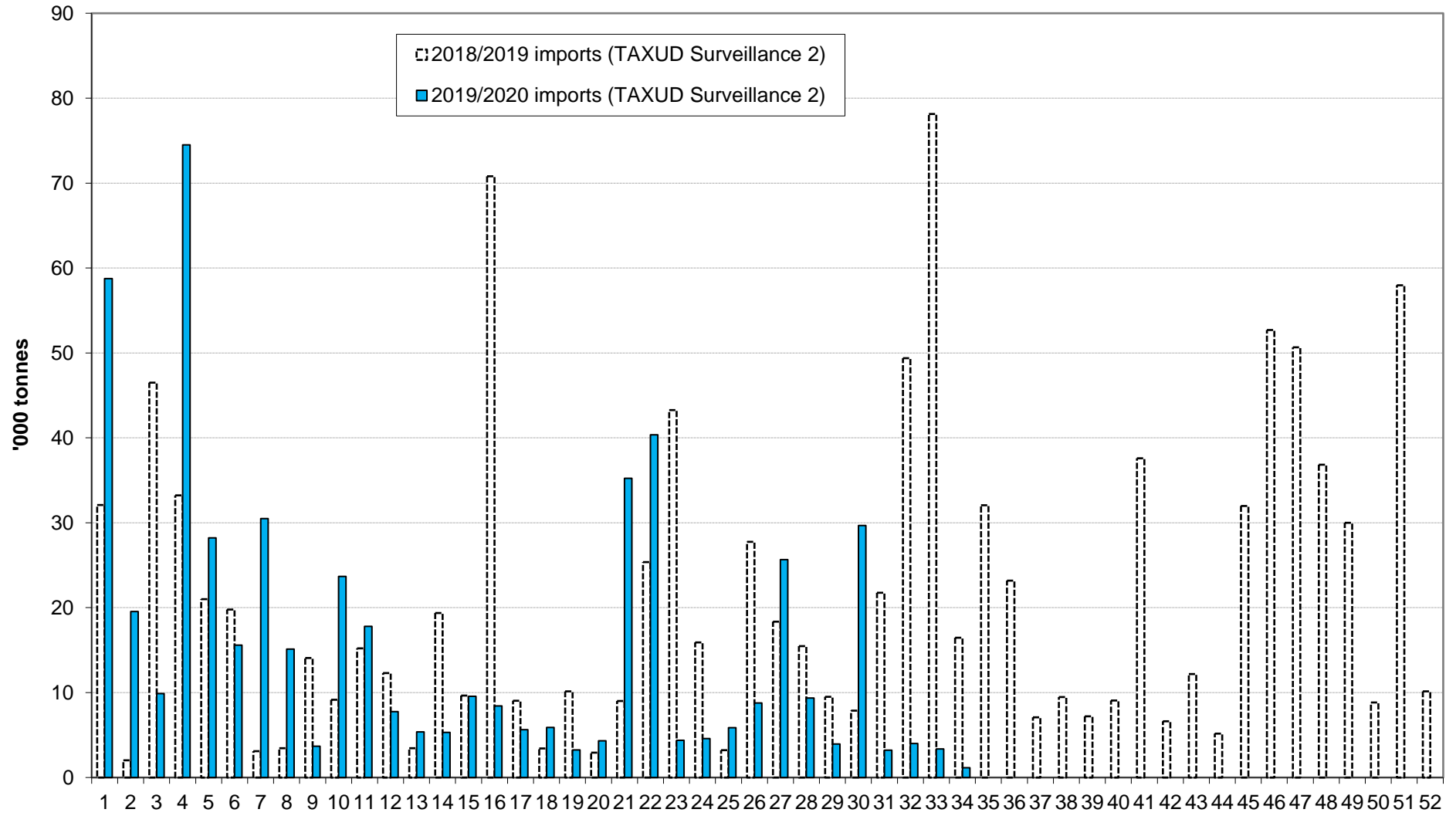
A) Preferential imports

EPA/EBA - Weekly cumulated sugar imports 2019/2020 and 2018/2019
 (Situation on 23 May 2020 - 0.532 mio t - EU + UK from 1/2/2020)



Source: DG TAXUD - DG AGRI

EPA/EBA weekly sugar imports





REG. (CE) n° 891/2009 - CERTAIN COMMUNITY TARIFF QUOTAS IN THE SUGAR SECTOR
 APPLICATIONS FOR IMPORT LICENCES FOR SUGAR AND SUGAR PRODUCTS
 DEMANDES DE CERTIFICATS D'IMPORTATION POUR LE SUCRE ET LES PRODUITS DU SECTEUR SUCRE

**October 2019-
September 2020**



Totals include data up to applications for May

(tonnes tel quel)

QUOTA INFORMATION			MONTH: May 2020				TOTAL 2019 - 2020		
Quota number	Origin / Type	Quantity 2019 - 2020	Available	Applications introduced	Allocation coef.	Allocated	Allocated total ⁽¹⁾	Balance	Further applic. suspended as from
CXL			CXL				CXL		
09.4317	Australia	9 925.000	9 925.000					9 925.000	
09.4318	Brazil	334 054.000	334 054.000					334 054.000	
09.4319	Cuba	68 969.000	60 469.000				8 500.000	60 469.000	
09.4320	erga omnes	289 977.000	213 284.742	1 500.000	100.000000%	1 500.000	78 192.258	211 784.742	
09.4321	India	10 000.000	6.296				9 993.704	6.296	
09.4329	Brazil	78 000.000	5.440				77 994.560	5.440	
BALKAN			BALKAN				BALKAN		
09.4324	Albania	1 000.000	1 000.000					1 000.000	
09.4325	Bosnia & Herzegovina	13 210.000	13 210.000					13 210.000	
09.4326	Serbia	181 000.000	136 574.612	6 069.000	100.000000%	6 069.000	50 494.388	130 505.612	
09.4327	North Macedonia	7 000.000	7 000.000					7 000.000	

(1) notified unused or withdrawn quantities are already deduced from this total

Sugar import data added for your information (1st come 1st served / anti-circumvention mechanism)				Period: 2020	(allocations up to 20-05-2020)			
Quota Nr	Origin (Reg. Nr)	Annual volume	Allocated		Quota Nr	Origin (Reg. Nr)	Annual volume	Allocated
09.6704	UKRAINE sugar (Reg. 2015/2405)	20 070.000	20 030.250		09.7235	COLOMBIA (Reg. 741/2013)	75 020.000	25 747.343
09.6705	UKRAINE glucose (Reg. 2015/2405)	18 000.000	1 284.410		09.7307	CENTRAL AMERICA (Reg. 924/2013)	181 500.000	135 990.995
09.7226	PERU (Reg. 405/2013)	26 620.000	1 331.810		09.7311	PANAMA (Reg. 923/2013)	14 520.000	0.010
Surveillance Nr	Origin (Dec. anti-circumvention mech.)	Threshold	Allocated					
78MD09	MOLDOVA (Dec. 2014/492/EU)	37 400.000	2 965.100					

Source: Taxud

B) Stocks

Agri G 4

26-May-20

Sugar stocks (EU-28)

Member States communications (in tonnes white sugar equivalent)

R 2017/1185 article 12b - Annex III.2.D

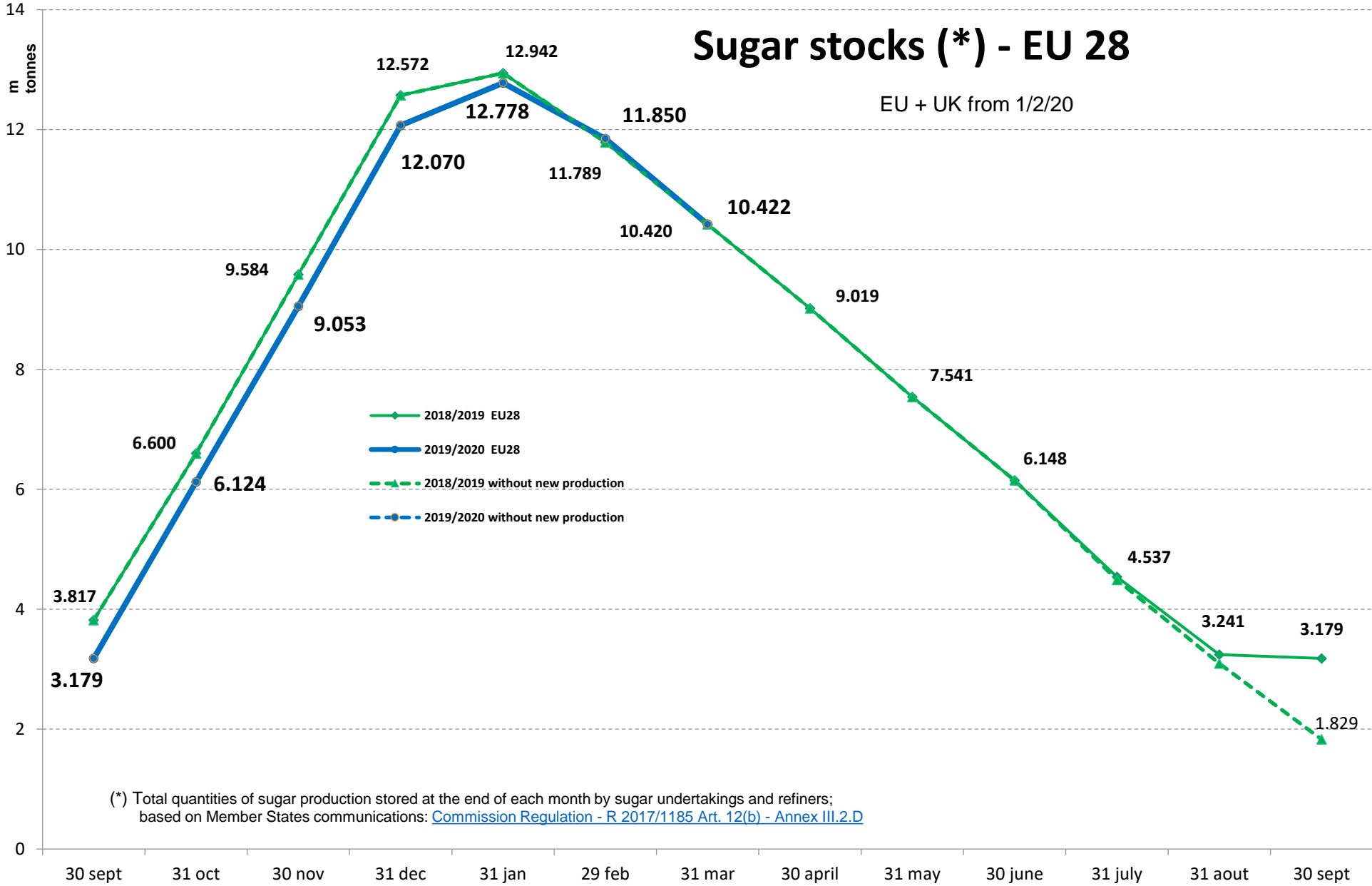
Marketing Year 2019/2020

(October - September) (EU + UK from 1/2/2020)

Sugar stocks				
Month	MS (*)	TOTAL [a] + [b]	Sugar Undertakings (a)	Refiners (b)
Sep-19	21	3 179 373	2 824 074	355 299
Oct-19	21	6 124 108	5 758 835	365 273
Nov-19	21	9 053 202	8 705 799	347 403
Dec-19	21	12 070 044	11 707 568	362 476
Jan-20	21	12 778 235	12 406 446	371 789
Feb-20	21	11 850 207	11 456 612	393 595
Mar-20	21	10 422 053	10 085 434	336 619
Apr-20	0	0	0	0
May-20	0	0	0	0
Jun-20	0	0	0	0
Jul-20	0	0	0	0
Aug-20	0	0	0	0
Sep-20	0	0	0	0
(*) Number of MS communications				

Sugar stocks (*) - EU 28

EU + UK from 1/2/20



(*) Total quantities of sugar production stored at the end of each month by sugar undertakings and refiners; based on Member States communications: [Commission Regulation - R 2017/1185 Art. 12\(b\) - Annex III.2.D](#)

